

Yvette Dijkhuizen

Introduction

I. Yvette Dijkhuizen.



Hi there!

I'm Yvette Dijkhuizen and this what you are currently seeing on your screen is a PDF version of my portfolio.

With this portfolio I would like to show you what I can do as an interdisciplinary designer with main strengths in furniture and product design.

Have fun reading/looking at my portfolio!
Feel free to get in touch with me for any comments, questions, references, jobs or just if you want to talk.

Yvette Dijkhuizen, MDes.

Curriculum Vitae

Personal information

Name:
Yvette Dijkhuizen
Date of birth:
24-12-1984
Address:
Wal 18
5501 HK Veldhoven
The Netherlands
Mobile Phone:
(+31) (0)6 -44442959
E-mail:
info@yvettedijkhuizen.nl
Website:
<http://yvettedijkhuizen.nl>

Education

- 2007 - 2008 Napier University Edinburgh, UK
MDes Interdisciplinary Design
- 2003 - 2007 University of Technology
Eindhoven
BSc - Industrial Design
- 1997 - 2003 Sondervick College Veldhoven
VWO (subjects: math, science, physics, Dutch, English, geography and economy)

Working experience

- 2009 Designer at Hendrix&Huybregts
Makelaars, Eindhoven, the Netherlands
Design of printed media (flyers, brochures etc.) for real estate agent and general office duties.
- 2009 Internship at Lady Penelope,
Eindhoven, the Netherlands.
Short internship (2 months). Mainly working at research and background materials for furniture and products.
- 2007 Designer at ARTelier Reiss,
Volxheim, Germany.
Elaboration of internship project.
- 2006 Internship at ARTelier Reiss,
Volxheim, Germany (5 months)
Industrial design of crematorium incinerators for the German crematorium of the future.

Extra curricular

- 2007 - 2008 Volunteer at RDA Thornton Rose,
Rosewell, Edinburgh
- 2007 - 2008 Programme representative MDes
Interdisciplinary Design course
- 2003 - 2006 Member student information team
Industrial Design, TUE

Awards

- 2007 Runner up Design for Dwell
Design of outdoor furniture

Skills

Languages:

Dutch (native)
German
English
French (basic)

Software languages:

HTML/CSS (basic)

Software programs:

Photoshop, Illustrator, Indesign (basic), Quark, Flash (basic), Rhinoceros, Office, Windows, Mac

Driving License:

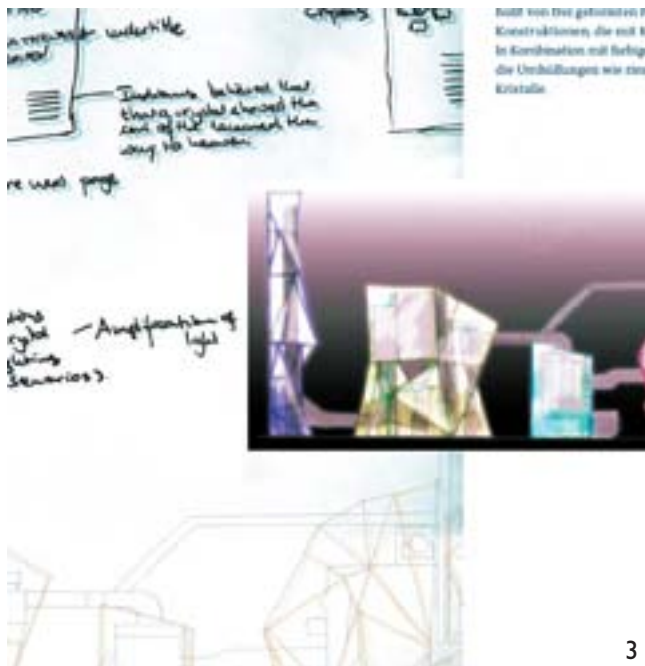

Clean

General interests:

Sports (race cycling, snowboarding and running)
Music (band Queen and playing flute)
Collecting (vinyl records)

Internship ARTelier Reiss

1. Crystal skin model.
2. Showcase model.
3. Sketch page crystal model.




For a client of ARTelier Reiss I was asked to design a second skin for a crematorium in a inetrator. A skin that would fit the corporate identity of the client, and would be an ergonomic advantage for the employees of a crematorium.

During the project four different scenarios were created: crystal, showcase, smooth design and trust design.

Due to succes this project later has been elaborated to the design of 'the crematorium of the future' and the publication of a book: Express Emotions .

Rapid Prototyping

1. Rendered model Dwell chair/lounger.
2. 3D printed version of the chair.
3. 3D printed model smooth design for internship.



During the last 2 years I had the opportunity a few times to use rapid prototyping methods.

I think it is a great way to produce quite perfect models that can show and give a feel of what the final product might be like.

To model the objects in 3D I used the program Rhinoceros 3.0 .

Ethnographic Research

1. Self designed magazine with everyday banalities.
2. I took a picture every half hour of one day in my life.
3. Intervention for bus stop boredom: a swing.

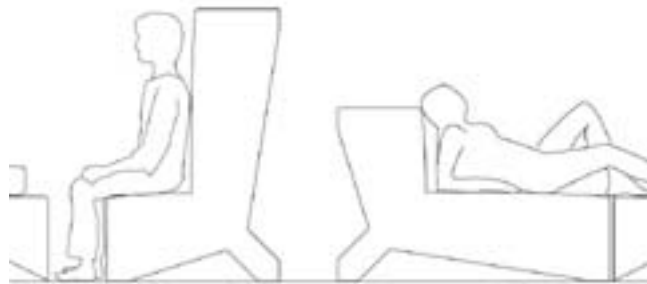


One of the modules taught at the MDes Interdisciplinary Design is Design Research Methods, a module specially directed at doing ethnographic research.

For this module we often spend time outside university observing and recording people, objects, places in different situations.

Resulting in different outcomes as a magazine, a book, posters and a product intervention.

1. Presentation board for the chair/lounger.
2. Sketch of the chair.
3. Final prototyped models.



dwell outdoor furniture

live and relax outdoor like this

dwell's newest addition is a chair and a lounger at the same time
to let you enjoy the outdoors to the max.



Dwell is a chain of furniture stores in Britain and Ireland. Every year they write out a competition.

For the 'Design for Dwell' competition I designed an outdoor chair that also could be used as a lounger. By adding an ottoman you can have either a footrest or a small table.

The design was selected from over 200 entries and awarded a runner up prize by the jury.

1


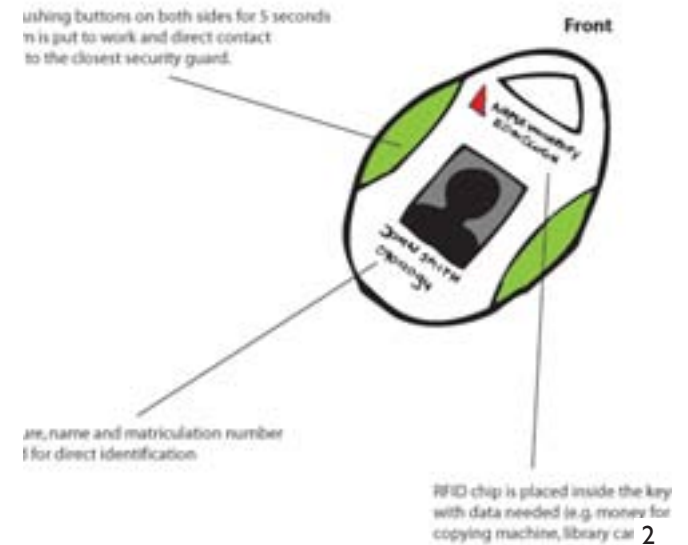
2

3

7

D&AD

1. Illustration that shows some everyday high value items.
2. Front of the keychain that is an alarm.
3. Detail of scenario of how the system works.



For D&AD (D&AD is a prestigious design competition in the UK) I chose to do the design for crime brief.

The brief was to design a service, product that would reduce crime and let people feel safer.

My design is the Campus Watch Team, basically a neighbourhood watch service but then tailored to the needs of a school.

The aim of the Campus Watch Team is to reduce the number of stolen high value items.

Well Cover Tables

1. The picture that inspired me to make the tables.
2. The smallest table with the gas cover imprint.
3. The nest of three tables together.



For my major project I designed a nest of three concrete tables.

The table tops of this nest of tables have the imprints of well covers.

The project comes from a photo I took of a drain cover for one of the ethnographic research assignment.

I became fascinated by the patterns of these covers and had this vision to turn them into table tops.

Deathstyle

1. Deathstyle logo.
2. Packet of customized handkerchiefs.
3. Kit to design a temporary memorial.



*† Deathstyle is a collection of products around the funeral. The collection tries to show that a funeral can be beautiful and that it can be done in the way people want.

The Deathstyle collection consists of printed balloons, paper handkerchiefs, a memory box and a kit to make a temporary grave marker.

I did this project after I got fascinated at a funeral trade exhibition by all the possibilities you could get there, but what you could get was all the shape, colour and feeling and I saw room to improve that.

Hendrix & Huybregts Makelaars

1. Brochure: "Selling your house!?"
2. Front of sales brochure.
3. Flyer: house sold.



1

2



Jan de Oudestraat 25 is verkocht!

Wellicht is het u ongaan, maar onlangs hebben wij met succes **Jan de Oudestraat 25** verkocht. Zowel de de verkoper als de koper zijn uiterst tevreden.

Wellicht bent u ook van plan om binnenkort uw woning te verkopen of een nieuwe woning aan te kopen. Het is dan goed om te weten dat u bij ons NVM-kantoor aan het juiste adres bent. Wij besteden veel tijd en energie om uw woning zo goed mogelijk te verkopen.

Neemt u gerust contact met ons op!

Hendrix en Huybregts Makelaars
Dick Hendrix



HENDRIX & HUYBREGTS
MAKELAARS

Amalia van Anhaltstraat 4
5616 BH Eindhoven
T. 040-2931350
M. 06-53197707
www.hendrixhuybregts.nl

3

My work at Hendrix & Huybregts Makelaars (real estate agents) consists of all print design and copywriting, within their set corporate design, for brochures, flyers, window signs etc.

Hendrix & Huybregts is a young real estate agency and have a distinctive set style with the orange and grey colors. Every time it is a challenge to create a new design which fits within their style, is new and refreshing and gives the information needed.

Other duties at the agency include general office tasks like customer contact and planning.

11